



Nursery Autumn 2 Medium Term Plan – October 2023





Week	1 30.10.23	2 06.11.23	3 13.11.23	4 20.11.23	5 27.11.23	6 04.12.23	7 11.12.23
Focus	Halloween/ Bonfire Night / Goldilocks and The Three Bears	Remembrance Day / The Ginger Bread Man / Divali	Anti-Bullying Week / The Three Little Pigs	The Three Billy Goats Gruff	Little Red Riding Hood	Christmas	Christmas
Story of the Week	Goldilocks and the Three Bears - Introduce small world story telling tray and the new role play area Room on the Broom Twinkl- Sparks in the Sky eBook	Gingerbread Man – Introduce the story and new sand toys – retelling the story using traditional tale story language Hook Day - Traditional Tale Characters – Who did you come as today? Make Gingerbread Man biscuits – Wed	The Three Little Pigs – Introduce small world story telling tray Twinkl - Dipal's Diwali eBook Non fiction Divali books	The Three Billy Goats Gruff – Introduce small world story telling tray	Little Red Riding Hood - Introduce small world story telling tray Introduce the new role play area – Christmas House	The Nativity - Introduce small world story telling tray	Christmas stories – Mog's Christmas / Santa needs a wee Recap a favourite story – The Three Little Pigs on the story telling tray
UTW / Topic	 I can talk about how to use the internet as a way of finding information online. I can identify devices I could use to access	Bonfire night Introduce how to do blow paintings to resemble fireworks, using pipets and straws. Discuss what we do as families to celebrate bonfire night.	Remembrance Day Model how to make a poppy. Why do we remember Armistice Day? What happens when the gingerbread man steps in a puddle?	Anti-Bullying Week What makes a good friend? How can friends help? What should a friend not do? Divali – Sun12th	Materials – think about which material will be the strongest to build the three little pigs house – how many ____ can you balance on the material before is breaks?	Materials - which is the best material to make Little Red Riding Hoods Coat from – the most waterproof – test in the water area	How does your family prepare for Christmas? What happens at Christmas time – share experiences of past Christmas days.

information on the internet							
Funky Fingers	Hammering golf tees into a pumpkin	Use tweezers to decorate the gingerbread man	Use tweezers to make a sugar cube house – focus on balancing and counting.	Make a troll out of playdough and decorate	Decorating a shaving foam Christmas tree.	Pipe cleaner candy canes	Peg matching socks onto a washing line
Sensory Tray	Goldilocks Story characters	Gingerbread man playdough resources	Three Little Pigs Story characters	Three Billy Goat Gruff Story characters	Little Red Riding Hood Story characters	Christmas Decoration Resources	Nativity Scene Resources
Challenge Area	Sort bears into small, medium and large from the sloppy porridge	Use the available resources to create a poppy for remembrance day – felt, straws, bottle tops – transient art activity	Incy Wincy Spider game – roll the dice and take turns	Sort the buttons according to shape	Subitising to 2. Sort picture cards according to 1 or 2 objects.	Christmas trees – count a specific number of pompoms / baubles onto the tree	Continue a ABAB repeating pattern
Phonics	Phonemic awareness focus: Teach children to hear the same initial sound for words and names of objects. s What's in the box?	Phonemic awareness focus: Teach children to hear the same initial sound for words and names of objects. a What's in the box? Oral blending focus Teach children to blend CVC words using oral blending and objects. a	Phonemic awareness focus: Teach children to hear the same initial sound for words and names of objects. t What's in the box? Oral blending focus Teach children to blend CVC words using oral blending and objects. t	Phonemic awareness focus: Teach children to hear the same initial sound for words and names of objects. p What's in the box? Oral blending focus Teach children to blend CVC words using	Phonemic awareness focus: Teach children to hear the same initial sound for words and names of objects. i What's in the box? Oral blending focus Teach children to blend	Phonemic awareness focus: Teach children to hear the same initial sound for words and names of objects. n What's in the box? Oral blending focus Teach children to blend CVC words using oral blending and objects. n	Consolidate learning from previous weeks.

	Oral blending focus Teach children to blend CVC words using oral blending and objects. s Blend from the box	Blend from the box	Blend from the box	oral blending and objects. p Blend from the box	CVC words using oral blending and objects. i Blend from the box	Blend from the box	
Numeracy	Rhyme - 1 finger 1 thumb Incy Wincy Spider Master the Curriculum Focus - Number 1 Lesson 1 - Subitising Lesson 2 - Counting Lesson 3 - Numeral Play the board game – Incy Wincy Spider – counting dots on the dice and moving a specific number of places.	Rhyme - 1,2 Buckle my shoe Master the Curriculum Focus -Number 2 Lesson 1 – Subitising dice pattern Lesson 2 - Subitising random pattern Lesson 3 - Subitising – different sizes Numicon – rangoli patterns Match colour, shape and position Counting out a selection from a larger quantity – currents for the gingerbread man’s decoration.	Rhyme - 2 Little Dickie Birds A sailor went to sea Master the Curriculum Focus - Number 2 Lesson 1 – Counting Lesson 2 - Numeral Lesson 3 – Matching numeral to quantity	Rhyme - Head, Shoulders, Knees and Toes Twinkle twinkle Master the Curriculum Focus - Pattern Lesson 1 – Extend AB Colour patterns Lesson 2 - Extend AB Outdoor Patterns Lesson 3 – AB Movement Patterns	Rhyme - Miss Polly Master the Curriculum Focus - Pattern Lesson 1 – Fix my Pattern Lesson 2 - Extend ABC Colour patterns Lesson 3 – Extend ABC Outdoor Patterns	Rhyme – Jack and Jill Master the Curriculum Focus - Consolidation Lesson 1 – Matching Mittens Lesson 2 - Sorting presents Lesson 3 – Counting marshmallows Lesson 4 – Snowmen – matching numeral to counting buttons Counting a selected number from a larger quantity- baubles on a Christmas Tree – 1:1 correspondence	Rhyme –Zoom Zoom Master the Curriculum Focus - Consolidation Lesson 5 – Snowballs - matching numeral to counting snowballs Lesson 6 – ABAB Continue scarf coloured pattern Lesson 7 – ABAB Winter patterns continue

		Subitising to 5 – matching gingerbread men with the same amount of buttons Size ordering and comparing – Introduce the new water resources Follow instructions to make porridge. Think about quantities and measuring.		Positional language – where is the troll?	Positional language – Technology Beebots – follow the path		
Computing	Sherston – C&L Story of Goldilocks – click in specific areas of the screen.	Sherston – C&L Story of Goldilocks – click in specific areas of the screen. Sherston – Jellybobs – Dancing game – focus on selecting and clicking	Sherston – Jellybobs – Colouring game - select and colour different areas of the picture	Sherston – C&L Story of Three Billy Goats Gruff– click in specific areas of the screen.	Sherston – Jellybobs - Design a Fairy Tale storyboard – click and drag	Sherston – Jellybobys Dog Food – problem solving and clicking around the screen	Sherston – Jellybobs – Select and create a melody using different tuned instruments.
Cross Curricular Computing	Purple Mash – create firework scene	Purple Mash – design a poppy	Purple Mash – design a Pudsey Bear Sherston	Purple Mash – design a gingerbread man	Purple Mash – design the 3 little pigs house	Purple Mash – decorate a Christmas Tree template	Purple Mash – design a Christmas Tree
Creative Area  I know that work I create belongs to me. I can name my work so that others know it belongs to me.	Bonfire pictures – paint and pipettes – blow paintings – focus on use of new skills and equipment Firework pictures – chalks	3D poppies – focus on joining materials together	Stick puppet – The Three Little Pigs – focus on cutting skills	Billy Goat paper plate collages – focus on designing and cutting specific shapes for a purpose	Textures pictures to represent the Three Little Pigs’ houses Christmas crafts – stockings, cards, printing wrapping paper Christmas trees – focus on cutting strips of paper to ascending lengths	Christmas crafts – stockings, cards, printing wrapping paper Santa collage – focus on combining different materials and textures	

<p>PSHE</p>  <p>Self-Image and Identity</p> <p>I can recognise, online or offline, that anyone can say 'no' / 'please stop' / 'I'll tell' / 'I'll ask' to somebody who makes them feel sad, uncomfortable, embarrassed or upset.</p> <p>JIGSAW Unit Celebrating Difference</p> <p>Sandal Root of Learning Working together</p>	<p>Lesson 1 - What am I good at? I know how it feels to be proud of something I am good at</p>	<p>Lesson 4 - Houses and Homes I know that there are lots of different houses and homes</p>	<p>Lesson 5 - Making friends I can tell you how I could make new friends</p> <p>Anti-Bullying Week – Make a Noise about Bullying</p>  <p>Online Bullying</p> <p>I can describe ways that some people can be unkind online.</p>	<p>Lesson 2 - I am special, I am me I can tell you one way I am special and unique</p>	<p>Lesson 3 - Families I know that all families are different</p>	<p>Lesson 6 Standing up for yourself I can use my words to stand up for myself</p>	<p>Christmas party games – taking turns and understanding you can't win everything</p>
<p>PE</p> <p>Complete PE Planning Location – Walking 1</p>	<p>The focus of learning is to explore walking.</p> <p>Pupils will explore walking using different body parts in different directions, at different levels</p>	<p>The focus of learning is for pupils to begin to walk efficiently.</p> <p>Pupils will explore how we walk using our head, arms and feet, applying an effective walking technique.</p>	<p>The focus of learning is to explore walking in different pathways and to explore relationships with others.</p> <p>Pupils will develop walking at different levels and at different speeds.</p>	<p>The focus of learning is to experience sustained walking following a route and instructions.</p>	<p>The focus of learning is to apply pupils' learning about walking developing into marching.</p>	<p>The focus of learning is for pupils to apply their understanding of walking, applying it into a game.</p>	<p>The focus of learning is for pupils to apply their understanding of walking, applying it into a game.</p>

	and at different speeds.						
Outdoor Learning	Mon 30 th Oct AM Making porridge in the woods		Thurs 16 th Nov PM Outdoor Learning Three Little Pigs Homes	Mon 20 th Nov AM Billy Goats – Build bridges / Clay Trolls		Thurs 7 th Dec AM Outdoor Learning Christmas Crafts	
Additional information		Hook Day Wed – Wed 8 th Nov Wed 8 th Nov Prospective parents open evening 18:00 – 19:30	Odd Sock's Day Mon 13 th Nov Antibullying Week – Make a Noise about Bullying Children in Need Fri 17 th Fri 17 th Own clothes for chocolate tombola Reception Place Applications go live Mon 13 th Nov – 15 th Jan	Tue 21 st Nov Curriculum release PSHE Wed 22 nd EYFS at Sandal 1:30 Thurs 23 rd SLT meeting PSHE Sat 25 th Nov – Christmas Fayre 11:00 – 14:00	Wed 29 th Parents Evening 15:30 – 20:00 Thurs 30 th Nov Parents Evening 14:00 – 18:00	Robinwood Wed – Fri Fri 8 th Dec - Autumn 2 Assessments complete	Tues KS1 Christmas Concert 14:00 Wed 9:30 & 14:00 EYFS Christmas Concert Nursery Christmas Party 1 Tuesday Party 2 Friday